

## B. Spherical Wave Propagation

Every antenna launches a **spherical wave**, thus its power density reduces as a function of  $1/r^2$ , where  $r$  is the **distance** from the antenna.

We can determine the **power** radiated by an antenna if we know the **power density** of the propagating spherical wave it produces.

### HO: Total Radiated Power

To **describe** how an antenna **distributes** radiated power, we first need to understand the concept of a **solid angle**—measured in units of **steradians**.

### HO: The Steradian

We find that an antenna **never** radiates power **equally** in all directions. Instead, it radiates power more in some directions and less in others. The mathematical description of this distribution is called **radiation intensity**.

### HO: Radiation Intensity

# Total Radiated Power

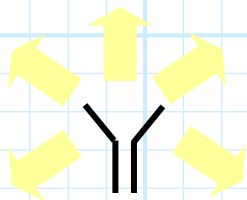

So, we know that an **antenna** (located at the origin) will produce a **radiated power density** of the form:

$$\mathbf{W}(\vec{r}) = U(\theta, \phi) \frac{\hat{r}}{r^2}$$

**Q:** *But this is the power **density**—a function of spatial position (i.e., a function of  $r, \theta, \phi$ ). Is there any way to determine the **total power radiated** by an antenna?*


**A:** The power density function gives us **all** we need to know to determine the power radiated by an antenna ( $P_{rad}$ ).

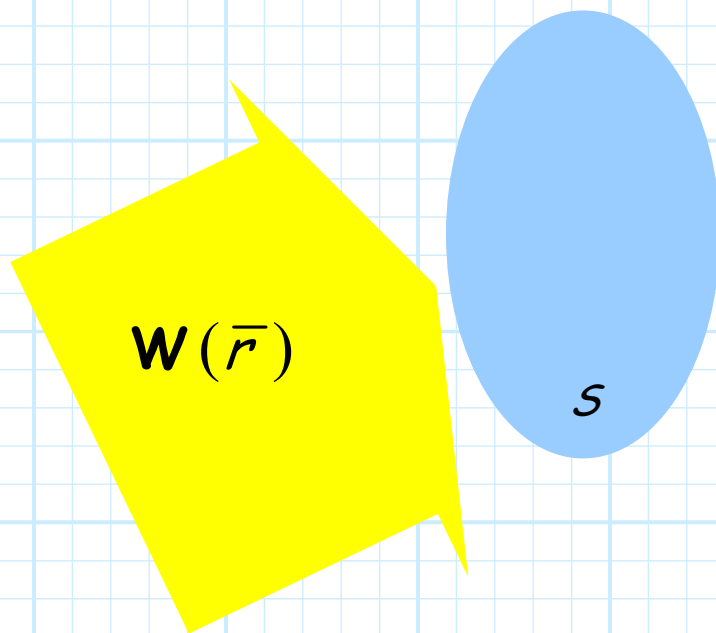
To see why, first consider some **aperture** (i.e., window) defined by **surface area**  $S$ . Say that at some (perhaps large) distance away from this surface, there exists a radiating **antenna**.



This radiating antenna produces a propagating electromagnetic wave at **all** points throughout the **entire universe!**

The entire universe **includes** our aperture (surface  $S$ ) and thus there **must** be electromagnetic energy propagating **through** this aperture (i.e., from one side of surface  $S$  to the other).





**Q:** *But an electromagnetic wave contains **energy**, and thus energy must be passing **through** this aperture. Can we determine the **rate** of this energy flow through surface  $S$ ?*

**A:** No problem! If we know the power density  $\mathbf{W}(\vec{r})$ , we can always determine the **power** flowing through some aperture  $S$  using a **surface integration**:

$$P = \iint_S \mathbf{W}(\vec{r}) \cdot \overline{ds}$$

Hopefully this makes sense to **you**! We simply integrate the power **density** (in  $\mathbf{W}/\mathbf{m}^2$ ) flowing through the surface  $S$  (in  $\mathbf{m}^2$ ) to determine the **rate** of energy flow (in **Watts**) through the entire surface  $S$ .

**Q:** *So the value  $P$  is the power radiated by the **antenna** ?*

**A: Absolutely not!** Although the power  $P$  does depend on the power density produced by the antenna, it **also** depends on the location, orientation, and size of aperture  $S$ .

For **example**, if the aperture size approaches **zero**, the power  $P$  flowing through the aperture **likewise** approaches zero. This of course does **not** mean that the power radiated by the antennas is zero—it is **likely very large**.



However, there are surfaces  $S$  where the surface integration **does** tell us precisely the **radiated power!**

Consider now a **closed** surface—one that **completely surrounds** the radiating antenna.

It turns out that integrating the power density across this **closed surface will** tell us the power radiated by the antenna:

$$P_{rad} = \oiint_S \mathbf{W}(\vec{r}) \cdot \overline{d\mathbf{s}}$$

**Q:** *Yikes, why does this work? What's so special about a closed surface?*


**A:** Essentially, this works because of **conservation of energy**.

Remember, an antenna propagates electromagnetic energy **outward** from the antenna. This energy flows in **all possible directions** (although not uniformly in all directions!).

If we integrate the power density across a surface that **completely surrounds** the antenna, then we are "capturing" the energy flowing outward in **all possible directions**.

→ There are **no "holes"** in a closed surface!

Our answer thus describes the **total power** flowing outward from the antenna. By conservation of energy, this **must** be equal to the power being **radiated by the antenna!**



There is **one** important caveat to this statement. The volume surrounded by closed surface  $S$  must be **lossless**. If there is lossy material in this volume, then some of the radiated power will be **absorbed** by this material, and thus will **not** propagate through closed surface  $S$ . In this case we will find:

$$P_{rad} > \oiint_S \mathbf{W}(\bar{r}) \cdot \overline{d\mathbf{s}} \quad \text{if volume is lossy}$$

But, we will **assume** that the volume is **not** lossy, that it is essentially **free-space** (e.g., a clear atmosphere).

**Q:** *But what should the closed surface  $S$  be? Doesn't the integration depend on the size/shape of closed surface  $S$ ?*

**A:** Although this would **seem** to be the case, it is in fact **not**. **Any** and **all** closed surfaces that surround the antenna will in fact provide the **same answer** for the surface integration.

→ After all, there is only **one** correct value of  $P_{rad}$ !

**Q:** *Since it doesn't matter, can I just choose **any** closed surface  $S$  that surrounds the antenna.*

**A:** Theoretically yes, but being efficient (i.e., **lazy**) engineers, we might choose a surface  $S$  that makes the surface integration as **easy as possible**.

This closed surface is simply a **sphere**, centered at the **origin** (i.e., centered at the antenna location). To see how this simplifies things, consider a spherical surface  $S$ , with radius  $a$ .

This **surface** is thus described as:

$$r = a \quad 0 \leq \theta \leq \pi \quad 0 \leq \phi \leq 2\pi$$

and  $\overline{ds} = \hat{r} r^2 d\theta d\phi$ .

Given that the radiated **power density** has the form:

$$\mathbf{W}(\vec{r}) = U(\theta, \phi) \frac{\hat{r}}{r^2}$$

we find that the **surface integral** is:

$$\begin{aligned}\oiint_S \mathbf{W}(\bar{r}) \cdot \overline{d\mathbf{s}} &= \int_0^{2\pi} \int_0^\pi U(\theta, \phi) \frac{1}{r^2} \hat{\mathbf{r}} \cdot \hat{\mathbf{r}} r^2 d\theta d\phi \\ &= \int_0^{2\pi} \int_0^\pi U(\theta, \phi) d\theta d\phi\end{aligned}$$

Thus, we find that we can **always** determine the radiated power by integrating over the **radiation intensity** function produced by the antenna:

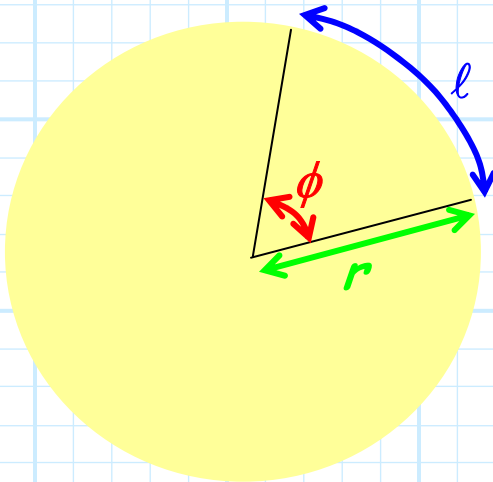
$$P_{rad} = \int_0^{2\pi} \int_0^\pi U(\theta, \phi) d\theta d\phi$$

# The Steradian

**Q:** What the heck is a steradian?

**A:** First, let's examine what a **radian** is!

Recall for a **circle** (a two-dimensional object), we find:



$$l = \phi r$$

where:

$$l = \text{arc length [m]}$$

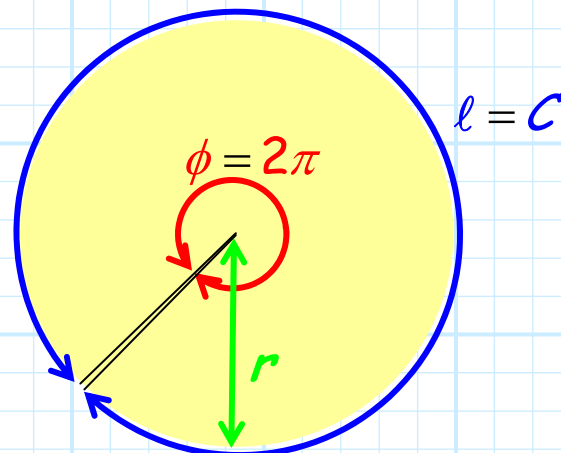
$$\phi = \text{angle [radians]}$$

$$r = \text{radius [m]}$$


An arc length that entirely surrounds the circle would be the circle's **circumference** ( $C$ ). The angle  $\phi$  that subtends this arc length is of course be  $2\pi$ , and inserting these values into the equation above gives:

$$C = 2\pi r$$

Look familiar?



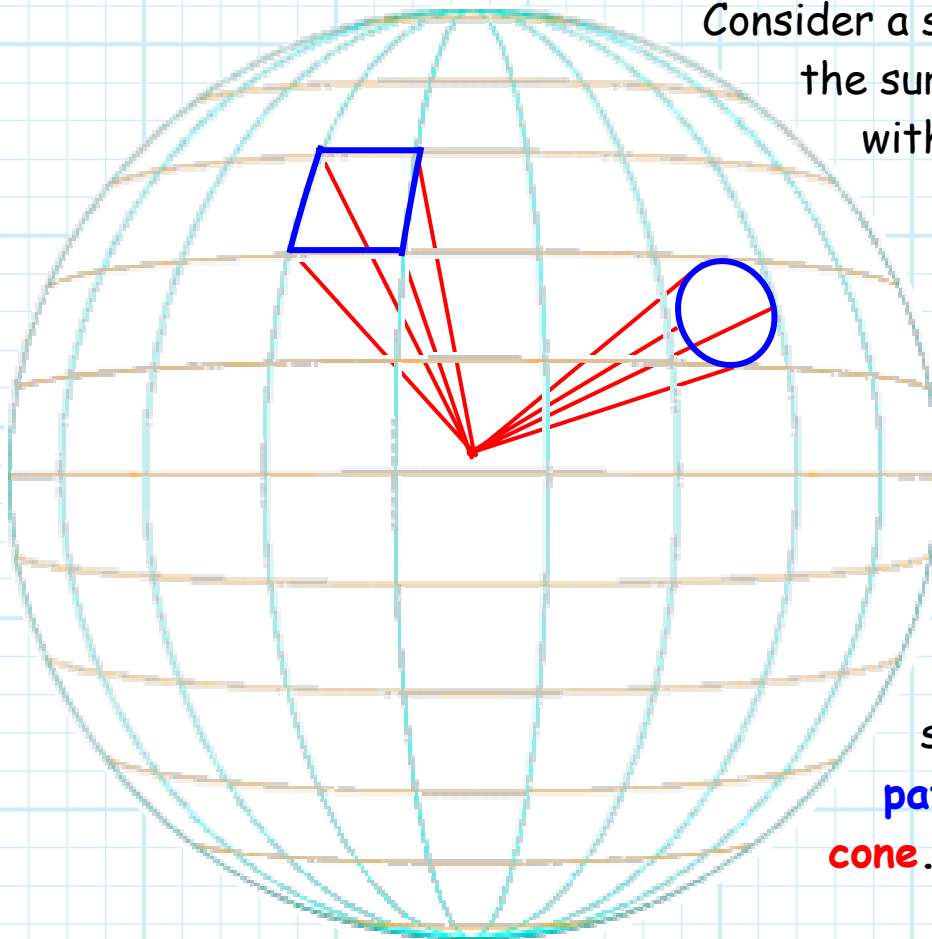




**Q:** *But wait! A circle is a **two-dimensional** structure, yet we (along with our **antennas**) live in a **three-dimensional** world.*

**A:** True enough! The **3-dimensional** equivalent of a circle is a **sphere**.

Consider a small **patch** on the surface of the sphere, with surface area  $A$ .



Each patch is subtended by a **cone**, whose point begins at the **center** of the sphere.

The larger the surface area of the **patch**, the larger the **cone**.

We say this cone forms a **solid angle**  $\Omega$ , and the size of this cone is expressed in **Steradians**!

**Q:** How do we determine the **size** of a solid angle in **steradians**?

**A:** The size  $\Omega$  of a **solid angle** that subtends a section of surface area on a sphere with radius  $r$  is:

$$\Omega = \frac{A}{r^2}$$

where  $A$  the **area** of the subtended surface (i.e., the area of the "patch") and  $\Omega$  is expressed in **steradians**.



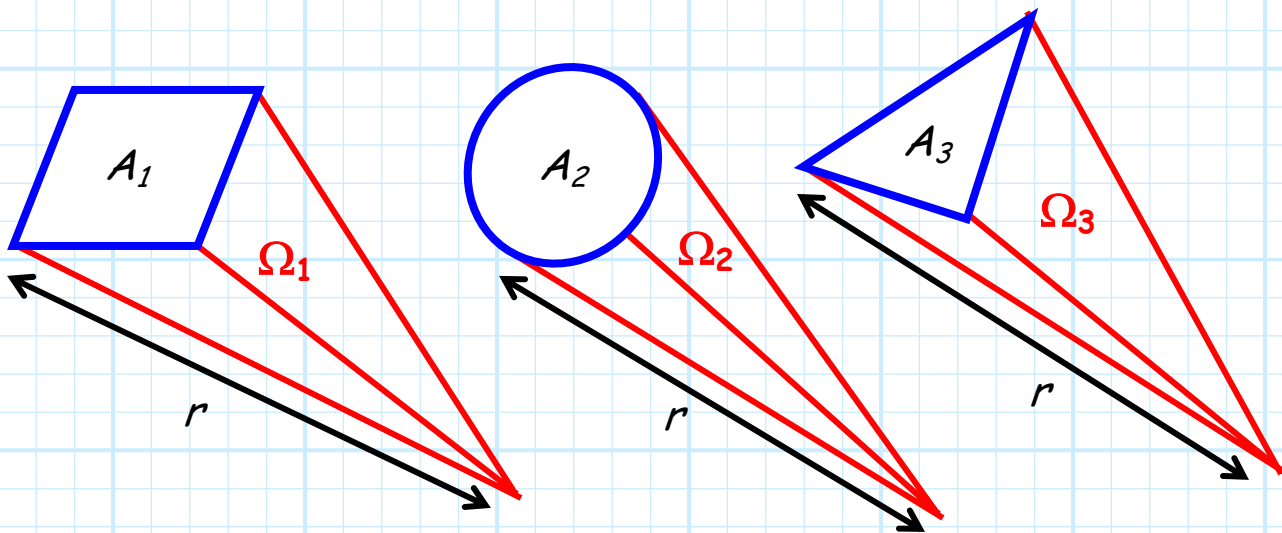
Be careful! The **units** of  $A$  and  $r$  **must** be the same! For example if  $A = 100 \text{ m}^2$  then  $r$  must be expressed in **meters**. If  $r = 5 \text{ kilometers}$  then  $A$  must be expressed in **km<sup>2</sup>**.

Now, we can rewrite the above equation into its more **common** form:

$$A = \Omega r^2$$

Note that neither the **shape** of the subtended patch of surface, nor the **shape** of the resulting solid angle, matters in the above relationship.

In other words the subtended patch could be a **circle**, **triangle**, **square**, or any other shape. The result above would be the **same!**



Therefore, if  $A_1 = A_2 = A_3$ , then  $\Omega_1 = \Omega_2 = \Omega_3$ . Even though they have **different shapes**, they have precisely the **same size!**

**Q:** *What if the solid angle gets so large that it subtends the **entire surface** of the sphere? What is the **size** of the solid angle then???*

**A:** Recall the surface of an **entire** sphere has **area**:

$$A = 4\pi r^2$$


We likewise know that:

$$A = \Omega r^2$$

**Equating** these two, we find that a **solid angle** that subtends the **entire** surface of a sphere must have a size of  **$4\pi$  steradians!**

Thus, we conclude that a **planar angle** of  $2\pi$  radians subtends the entire **circumference** of a **circle**, but a **solid angle** of  $4\pi$  steradians subtends the entire **surface** of a **sphere**.

Note this means that a solid angle of  $2\pi$  steradians subtends the surface of a **hemisphere**.



# Radiation Intensity

We found that the **power density** of a spherical wave produced by an **antenna** located at the origin has the form:

$$\mathbf{W}(r, \theta, \phi) = U(\theta, \phi) \frac{\hat{\mathbf{r}}}{r^2}$$

and that the **total radiated power** from an antenna located at the origin is:

$$P_{rad} = \int_0^{2\pi} \int_0^{\pi} U(\theta, \phi) \sin \theta \, d\theta \, d\phi$$

**Q:** *This "radiation intensity"  $U(\theta, \phi)$  seems to be very important. What does it indicate? Does it have any physical meaning?*

**A:** It turns out that an antenna does **not** (in fact, it **cannot**) radiate power **uniformly** in all directions. Rather, an antenna distributes power **unequally**—more power in some directions and less power in others.

The radiation intensity  $U(\theta, \phi)$  **describes** this unequal **distribution of power**—it tells how the radiated power is distributed as a function of radiation **direction**.

**Q:** *What are the **units** of the radiation intensity function?*

**A:** Radiation intensity is expressed in units of—  
Watts/steradian!

To see why, consider the (impossible) case where an antenna **does** distribute radiated power **equally** in all directions. We call this **isotropic radiation**.

The intensity in this case is thus a **constant**:

$$U(\theta, \phi) = U_0$$

Although this isotropic intensity function is physically **impossible**, it will help illustrate the **physical meaning** of intensity.

We find that the **radiated power** for this case is:

$$\begin{aligned} P_{rad} &= \int_0^{2\pi} \int_0^{\pi} U(\theta, \phi) \sin \theta \, d\theta \, d\phi \\ &= \int_0^{2\pi} \int_0^{\pi} U_0 \sin \theta \, d\theta \, d\phi \\ &= U_0 \int_0^{2\pi} \int_0^{\pi} \sin \theta \, d\theta \, d\phi \\ &= U_0 (2\pi)(2) \\ &= 4\pi U_0 \end{aligned}$$

We can rearrange this result to determine that the **intensity** produced by an **isotropic radiator** is:

$$U(\theta, \phi) = U_0 = \frac{P_{rad}}{4\pi} \quad \left[ \frac{\text{Watts}}{\text{steradian}} \right]$$

For isotropic radiator only!

**Q:** What's up with that  $4\pi$  in the denominator? Does it have any significance?

**A:** Absolutely! Look again at the units of intensity—**Watts/Steradian**. Compare this to the expression for isotropic radiation intensity:


$$U_0 = \frac{P_{rad}}{4\pi} \quad \left[ \frac{\text{Watts}}{\text{steradian}} \right]$$

In other words, the antenna radiates  $P_{rad}$  **Watts** uniformly throughout a **solid angle** of  $4\pi$  **steradians**.

**Q:**  $4\pi$  steradians! Isn't that the size of a solid angle that subtends an *entire* sphere?

**A:** You bet!  $4\pi$  steradians is the **largest possible** solid angle, one that includes **all** possible directions  $\theta$  and  $\phi$ .

Now, say that an antenna radiates **all** its power uniformly throughout a one **hemisphere** (and thus no **power** into the **other** hemisphere).



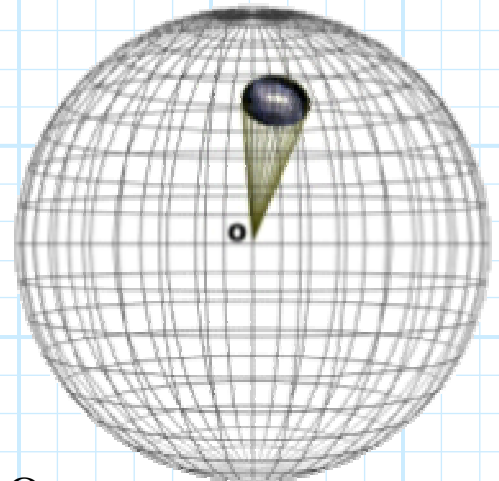
The radiation intensity in one hemisphere (with a solid angle of  $2\pi$  steradians) is therefore  $P_{rad}/2\pi$ , and zero in the other:

$$D(\theta, \phi) = \begin{cases} \frac{P_{rad}}{2\pi} & \text{in one hemisphere} \\ 0 & \text{in the other hemisphere} \end{cases} \quad \left[ \frac{W}{strd} \right]$$

Note that the antenna in this case places **all** its radiated power in a solid angle **half** the size of the isotropic case. As a result, the **intensity** in the solid angle is **twice** as large as the isotropic case!

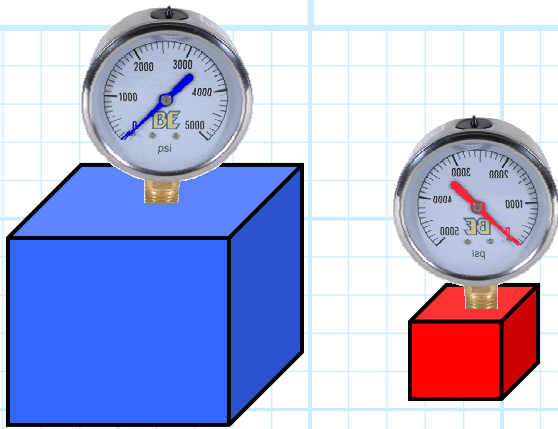
Or, if an antenna radiates **all** its power **uniformly** throughout a solid angle of  $\Omega$  steradians, the radiation intensity **within** this solid angle will be  $P_{rad}/\Omega$ , and zero **outside** the solid angle:

$$D(\theta, \phi) = \begin{cases} \frac{P_{rad}}{\Omega} & \text{inside solid angle } \Omega \\ 0 & \text{outside solid angle } \Omega \end{cases} \quad \left[ \frac{W}{strd} \right]$$



Note that as the solid angle gets **smaller**, the intensity will **increase** (assuming  $P_{rad}$  remains unchanged). As the antenna "focuses" its power into a smaller and smaller **cone**, the **intensity** in that cone will get larger and larger.





This is somewhat(?) analogous to **compressing** a fixed amount of **gas** into a smaller and smaller **volume**—the **pressure** within the volume will get more **intense!**

These are **simple examples** to illustrate the **meaning** of radiation intensity  $U(\theta, \phi)$ . However, we find that the radiation intensity of **real antennas** will be **continuous** functions of  $\theta$  and  $\phi$ . For **example**:

$$D(\theta, \phi) = 10.0 \cos^2 \theta \sin \phi$$

**Q:** *I'm a bit confused. What's the **difference** between radiation intensity  $U(\theta, \phi)$  and power density  $\mathbf{W}(\vec{r})$  ?*

**A:** Recall the two are **related** by the expression:

$$\mathbf{W}(r, \theta, \phi) = U(\theta, \phi) \frac{\hat{\mathbf{r}}}{r^2}$$

From this expression we note these **differences**:

1. Radiation Intensity  $U(\theta, \phi)$  is a **scalar** quantity, while power density  $\mathbf{W}(\vec{r})$  is a **vector** quantity.
2. Radiation Intensity  $U(\theta, \phi)$  is a function of coordinates  $\theta$  and  $\phi$  **only**, while power density  $\mathbf{W}(\vec{r})$  is a function of **all three** spherical coordinates  $r, \theta, \phi$ .

From these observations we can conclude:

**Radiation Intensity**  $U(\theta, \phi)$  is a description of how an **antenna** (located at  $r = 0$ ) **behaves**—how it distributes energy across different directions defined by coordinates  $\theta$  and  $\phi$ .

**Power density**  $W(\vec{r})$  is a description of the propagating (spherical) **electromagnetic wave** created by the antenna. It is defined at **all points** in the universe—we can determine the magnitude **and** direction of the power density at any location in space—a location denoted by coordinates  $r, \theta, \phi$ .



Finally, let's again consider the **mythical** isotropic radiator. We know that the **intensity** of such a radiator will be **uniform** across all directions:

$$U(\theta, \phi) = U_0 = \frac{P_{rad}}{4\pi} \quad \left[ \frac{\text{Watts}}{\text{steradian}} \right]$$

And thus the **power density** created by this isotropic radiator will be:

$$\begin{aligned} W(r, \theta, \phi) &= U(\theta, \phi) \frac{\hat{r}}{r^2} \\ &= U_0 \frac{\hat{r}}{r^2} \\ &= \frac{P_{rad}}{4\pi} \frac{\hat{r}}{r^2} \\ &= \frac{P_{rad}}{4\pi r^2} \hat{r} \end{aligned}$$

For isotropic radiator **only!**

Note that this makes **perfect sense!**



Consider a **sphere**, centered at the origin, with **radius**  $r$ . At the center of this sphere is an isotropic radiator, and thus the **power density must be precisely the same at every point on the surface of this sphere.**

**Q:** *Why is that?*

**A:** Remember, the radiation of an isotropic radiator is independent of  $\theta$  and  $\phi$  (i.e., the **same in all directions**), and **every** point on the sphere is precisely the **same distance** from the radiator (the distance  $r$ ). The power density thus must likewise be a **constant** across this entire spherical **surface**.

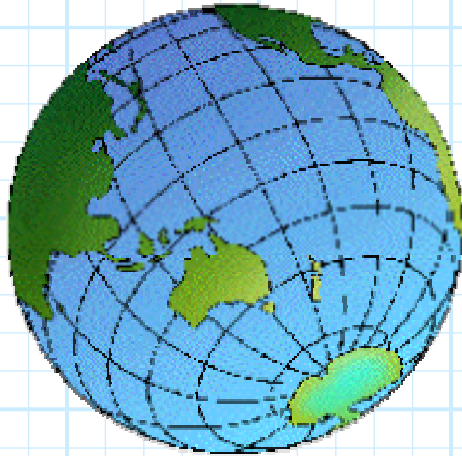
**Q:** *But what is the value of this constant?*

**A:** We simply take the **power** flowing through this sphere (i.e.,  $P_{rad}$  by conservation of energy), and **divide** it by the **surface area** of the sphere. Recall the surface area of this sphere is  $4\pi r^2$ !

$$W(r, \theta, \phi) = \frac{P_{rad}}{4\pi r^2} \hat{r}$$

$\frac{\text{Watts}}{\text{unit area}}$

# Spherical Coordinates

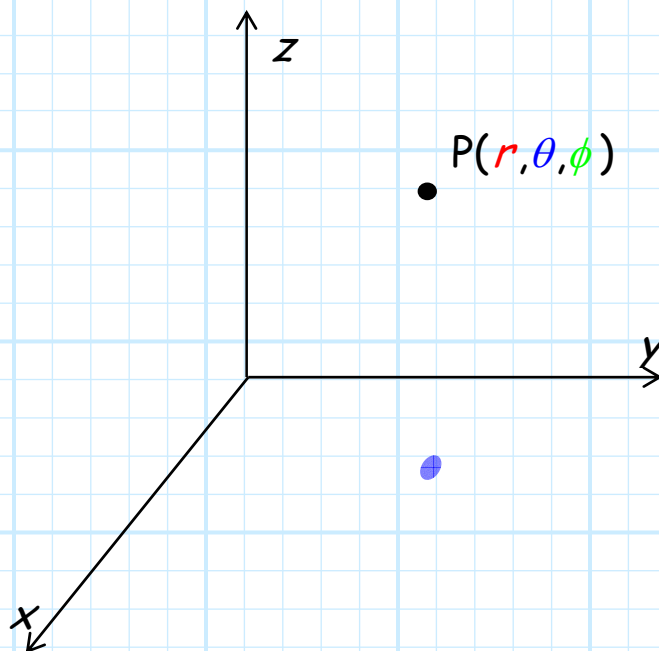


\* **Geographers** specify a location on the Earth's surface using **three** scalar values: **longitude**, **latitude**, and **altitude**.

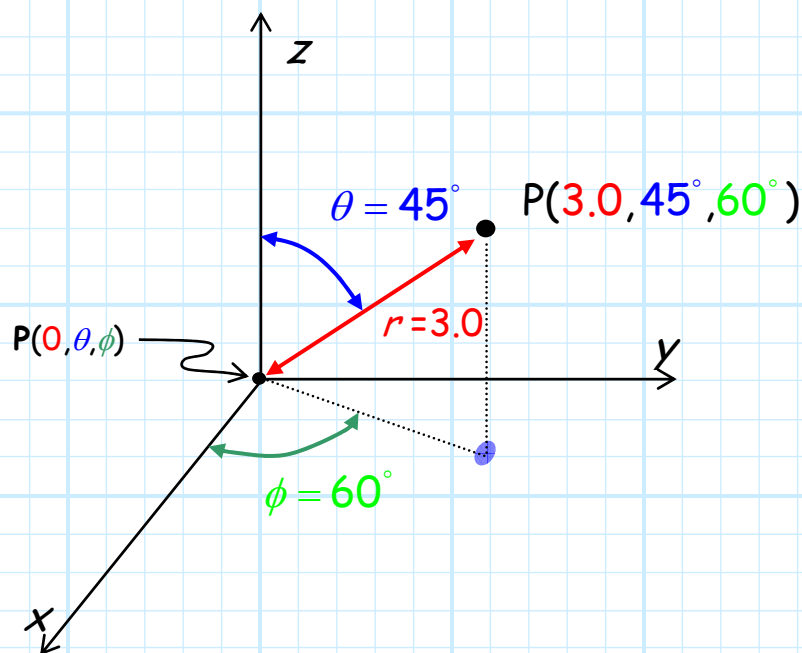
\* Both longitude and latitude are **angular** measures, while altitude is a measure of **distance**.

\* Latitude, longitude, and altitude are similar to **spherical coordinates**.

\* Spherical coordinates consist of one scalar value ( $r$ ), with units of **distance**, while the other two scalar values ( $\theta, \phi$ ) have **angular** units (degrees or radians).



1. For spherical coordinates,  $r$  ( $0 \leq r < \infty$ ) expresses the **distance** of the point from the **origin** (i.e., similar to **altitude**).
2. Angle  $\theta$  ( $0 \leq \theta \leq \pi$ ) represents the angle formed **with the z-axis** (i.e., similar to **latitude**).
3. Angle  $\phi$  ( $0 \leq \phi < 2\pi$ ) represents the rotation angle around the z-axis, **precisely the same as the cylindrical coordinate  $\phi$**  (i.e., similar to **longitude**).



Thus, using **spherical** coordinates, a point in space can be unambiguously defined by **one distance** and **two angles**.