

B. Extinction

Of course, the channel between the transmit and receive antenna is **not** generally free-space, but instead is filled with all sorts of annoying **stuff**.

Among this stuff are atmospheric **gases** such as oxygen and water vapor. The gases can **surprisingly** affect radio wave propagation, particularly at specific frequencies!

HO: The Wave Attenuation

HO: The Extinction Coefficient

HO: Attenuation by Atmospheric Gases

In addition to gases, the atmosphere can also be filled with **particles**—particles such as **water droplets** (i.e., clouds/fog), **snow**, **dust**, and/or **rain drops**.



Each of these particles can **extract energy** from a propagating electromagnetic wave.

HO: The Extinction Cross-Section

If the atmosphere is **filled** with particles (otherwise know as hydrometeors), we find that a propagating electromagnetic wave likewise exhibits **exponential extinction** as it propagates!

HO: Extinction Due to Hydrometeors

Wave Attenuation

Recall that a time-harmonic **plane-wave** solution to the vector wave equation is:

$$\mathbf{E}(\bar{r}, t) = (E_x \hat{x} + E_y \hat{y}) e^{j(k_0 z - \omega t)}$$

where:

$$k_0 = \frac{\omega}{c} = \omega \sqrt{\mu_0 \epsilon_0}$$

This of course describes a wave propagation in **free-space**, but in reality, e.m. waves on Earth propagate in an **atmosphere**.

Q: *Pffft! Aren't you being a bit picky? The Earth's atmosphere is **practically** free-space!*

A: Nope! From many problems, approximating the atmosphere as free space is accurate. But, for many **other** problems, it is **not at all** accurate!

The accuracy of the **free-space approximation** generally depends on **three** things:

1. The **frequency** of the propagating wave.
2. The **distance** over which we are attempting to propagate.

3. What's occurring in the atmosphere (i.e., the **weather** conditions!)

The **permeability** and **permittivity** of free space is, by definition:

$$\varepsilon = \varepsilon_0 \quad \Rightarrow \quad \varepsilon_r = \frac{\varepsilon}{\varepsilon_0} = 1$$

Likewise:

$$\mu = \mu_0 \quad \Rightarrow \quad \mu_r = \frac{\mu}{\mu_0} = 1$$

For the **Earth's atmosphere**, we find that $\mu_r = 1$, but the permittivity of the Earth's atmosphere is **complex**:

$$\varepsilon = \varepsilon' + j\varepsilon''$$

where:

$$\varepsilon' = \text{Re}\{\varepsilon\} \quad \varepsilon'' = \text{Im}\{\varepsilon\}$$

Q: *Yikes! The dielectric constant of the Earth's atmosphere is complex?? What the heck does that mean?*

A: Since the permittivity is complex, so too is our **propagation constant k** :

$$k = \omega\sqrt{\mu_0\varepsilon} = \omega\sqrt{\mu_0(\varepsilon' + j\varepsilon'')} = k_r + jk_i$$

where:

$$k_r = \text{Re}\{k\} \quad k_i = \text{Im}\{k\}$$

And so a plane wave propagating in the **Earth's atmosphere** has the form:

$$\begin{aligned}
 \mathbf{E}(\bar{r}, t) &= (E_x \hat{x} + E_y \hat{y}) e^{j(kz - \omega t)} \\
 &= (E_x \hat{x} + E_y \hat{y}) e^{j(k_r + j k_i)z} e^{-j\omega t} \\
 &= (E_x \hat{x} + E_y \hat{y}) e^{-k_i z} e^{j k_r z} e^{-j\omega t} \\
 &= e^{-k_i z} (E_x \hat{x} + E_y \hat{y}) e^{j(k_r z - \omega t)}
 \end{aligned}$$

Compare and contrast this result with that of **free-space**:

$$\mathbf{E}(\bar{r}, t) = (E_x \hat{x} + E_y \hat{y}) e^{j(k_0 z - \omega t)}$$

First, note that the propagating wave in the atmosphere is described using a **new** term:

$$e^{-k_i z}$$

Note this is a **real-valued** function of z !

If we plot the function, we see that it **decreases exponentially** with respect to z :



Q: What does this result **physically** mean?

A: Let's look at the **magnitude** of this propagating wave:

$$|\mathbf{E}(\bar{r}, t)| = \sqrt{\mathbf{E}(\bar{r}, t) \cdot \mathbf{E}^*(\bar{r}, t)} = e^{-k_i z} \sqrt{|E_x|^2 + |E_y|^2}$$

Note that **unlike** a plane-wave propagating in free space, the magnitude of a plane-wave in the atmosphere is **not a constant** throughout all space.

Instead, the magnitude of the wave **diminishes exponentially** as it propagates!

Q: *But this implies that that something is **extracting energy** from the propagating wave?*

A: Exactly! The constituents of the atmosphere (e.g., gases) can **absorb** electromagnetic energy. This is reflected in a permittivity that is complex—the **imaginary** part ϵ'' is a result of this fact.

In other words, **if** $\epsilon'' = 0$, then $k_i = 0$ and $e^{-k_i z} = 1.0$. No attenuation occurs!

The **second** thing to note when comparing the two plane-wave expressions is the **phase** terms:

$$e^{j(k_0 z - \omega t)} \quad \text{for a plane wave in **free-space**}$$

$e^{j(k_r z - \omega t)}$ for a plane wave in the **atmosphere**

Thus, the value k_r is the spatial frequency (radians/meter) of a plane wave propagating in the **atmosphere**. From this value we can find the propagation **wavelength**:

$$k_r = \frac{2\pi}{\lambda} \quad \Rightarrow \quad \lambda = \frac{2\pi}{k_r}$$

and the propagation **velocity**:

$$k_r = \frac{\omega}{v_p} \quad \Rightarrow \quad v_p = \frac{\omega}{k_r}$$

We find that the velocity of a plane-wave in our atmosphere will be **less** than that of a plane-wave in free space ($v_p \leq c$).

The Extinction Coefficient

Q: So what's the **power density** of a plane-wave propagating in the Earth's atmosphere?

A: Recall the magnitude of the power density of a propagating plane wave was found from the **Poynting vector**:

$$|\mathbf{W}| = \frac{|\mathbf{E}(\vec{r})|^2}{2\eta}$$

And so the power density of a plane-wave propagating in the **atmosphere** is:

$$\begin{aligned} |\mathbf{W}| &= \frac{\left(e^{-k_z z} \sqrt{|E_x|^2 + |E_y|^2} \right)^2}{2\eta} \\ &= \frac{|E_x|^2 + |E_y|^2}{2\eta} e^{-2k_z z} \end{aligned}$$

And so (not surprisingly), we find that the power density **diminishes exponentially** as:

$$|\mathbf{W}| \propto e^{-2k_z z}$$

We now define the **extinction coefficient** κ_e :

$$\kappa_e \doteq 2k_i$$

So that now:

$$|W| \propto e^{-\kappa_e z}$$

It is apparent that the extinction coefficient describes the "rate" at which the power density **exponential decays**.

$$\kappa_e = 0 \quad \Rightarrow \quad \text{no attenuation of wave}$$

$$\kappa_e > 0 \quad \Rightarrow \quad \text{exponential reduction of wave}$$

Note that the extinction coefficient is a bit of a misnomer. The term $\kappa_e z$ is unitless, and so the extinction "coefficient" κ_e must have **units of inverse length** (e.g., m^{-1} or km^{-1}).

However, we typically express the extinction coefficient in terms of "**dB/km**", as in (for example):

$$\kappa_e = 2.3 \frac{dB}{km}$$

Q: *Yikes! Why would we do that? What does it mean?*

A: Consider the case where a plane wave propagates a distance ℓ , beginning at location z and ending at location $z + \ell$.

The **attenuation** (i.e., loss) of the plane wave power density over this distance can be described as:

$$\frac{|W(z + \ell)|}{|W(z)|} = \frac{e^{-\kappa_e(z+\ell)}}{e^{-\kappa_e z}} = \frac{e^{-\kappa_e z} e^{-\kappa_e \ell}}{e^{-\kappa_e z}} = e^{-\kappa_e \ell}$$

Expressed in **decibels**:

$$\begin{aligned} \text{Attenuation in dB} &= -10 \log_{10} \left(\frac{|W(z + \ell)|}{|W(z)|} \right) \\ &= -10 \log_{10} (e^{-\kappa_e \ell}) \\ &= \kappa_e \ell \, 10 \log_{10} (e^1) \\ &= \kappa_e \ell \, 4.343 \end{aligned}$$

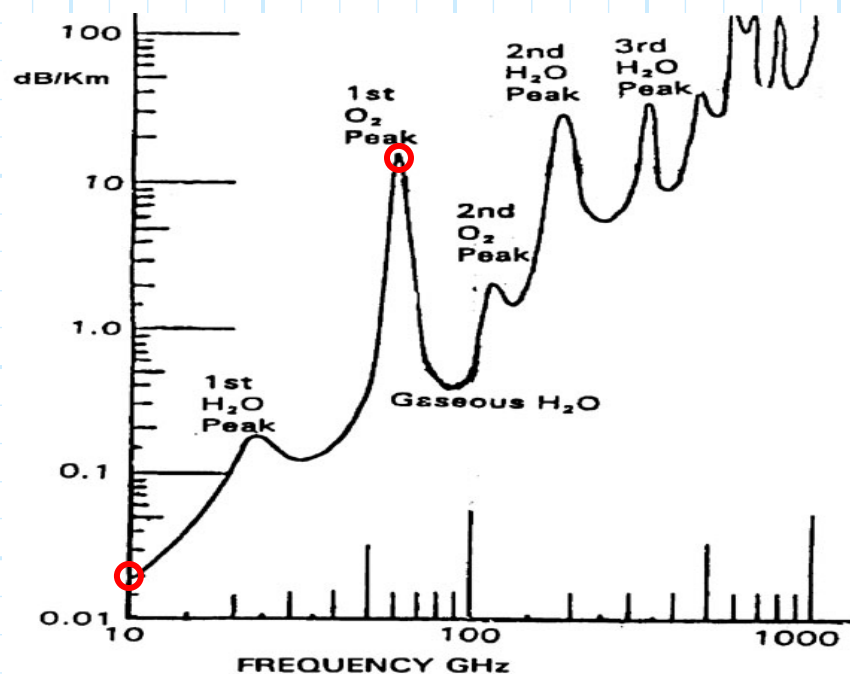
And so, we can define an "attenuation in dB/unit length" as:

$$\frac{\text{Attenuation in dB}}{\ell} = \kappa_e \, 4.343 \quad \frac{\text{dB}}{\text{km}}$$

Attenuation by Atmospheric Gasses

Q: So, what exactly is the value of the extinction coefficient κ_e of the Earth's atmosphere?

A: This value depends on many things, including altitude, temperature, pressure, and weather conditions. But mostly, it depends on the **frequency** of the propagating signal!



For a "clear" atmosphere (i.e., **clear weather**), we find that the extinction coefficient **increases dramatically** with frequency.

For example, a propagating wave in the Earth's atmosphere with a frequency of **10 GHz** is attenuated an additional 0.03 dB for every km it propagates (i.e., $\kappa_e = 0.3 \text{ dB/km}$). Thus, if this wave propagates over a distance of **50 km**, it is attenuated by an additional **1.5 dB**.

If, however, the signal of this propagating wave is increased to **60 GHz**, we find that atmospheric attenuation has increased dramatically, to approximately **20.0 dB** for every km it propagates (i.e., $\kappa_e = 20.0 \text{ dB/km}$). Thus, if this wave propagates over a distance **50 km**, it is attenuated by an additional **1000 dB !!!!**

Thus, we see that **below 10 GHz** the attenuation due to atmospheric gasses is largely regarded as **insignificant**.

Conversely, **above 50 GHz** the attenuation is so large that it make radio wave propagation over long distances effectively **impossible!**

→ Remember, atmospheric attenuation limits the "useable" region of the electromagnetic spectrum!


Q: *Why does the atmospheric attenuation "peak" at several frequencies?*

A: Quantum mechanics! Molecules and atoms absorb energy by discrete energy values (i.e., quanta). For each energy level E_n ($n = 1, 2, 3, \dots$), there is a corresponding wave frequency, a frequency that can be determined from Plank's Constant \hbar :

$$E_n = \hbar f_n \quad \Rightarrow \quad f_n = \frac{E_n}{\hbar}$$

It turns out that both a water molecule (H_2O) and oxygen molecule (O_2) exhibit a number of these absorption frequencies in the microwave region.

For example, we find that water vapor absorbs e.m. energy at about 22 GHz, whereas oxygen absorbs e.m. energy at about 60 GHz.



Quantum mechanics.

Q: Now, in your example you said that the propagating wave is:

"attenuated by an **additional 1000 dB!**"

What did you mean by "**additional**" attenuation?

A: Remember, the power density of a spherical wave produced by an antenna diminishes as $1/r^2$:

$$\mathbf{W}(\vec{r}) = U(\theta, \phi) \frac{\hat{r}}{r^2}$$

Thus, the attenuation by the atmosphere is in **addition** to this r^{-2} "**spreading loss**". A more **accurate** description of the power density of a spherical wave is:

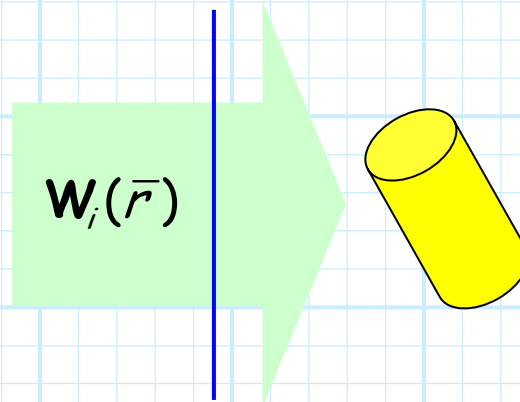
$$\mathbf{W}(\vec{r}) = U(\theta, \phi) \frac{e^{-\kappa_e r}}{r^2} \hat{r}$$

And so, a more **accurate** form of the **Friis Transmission Equation** is likewise:

$$P_r = P_A \frac{G_0 A_{em}}{4\pi r^2} e^{-\kappa_e r}$$

The Extinction Cross-Section

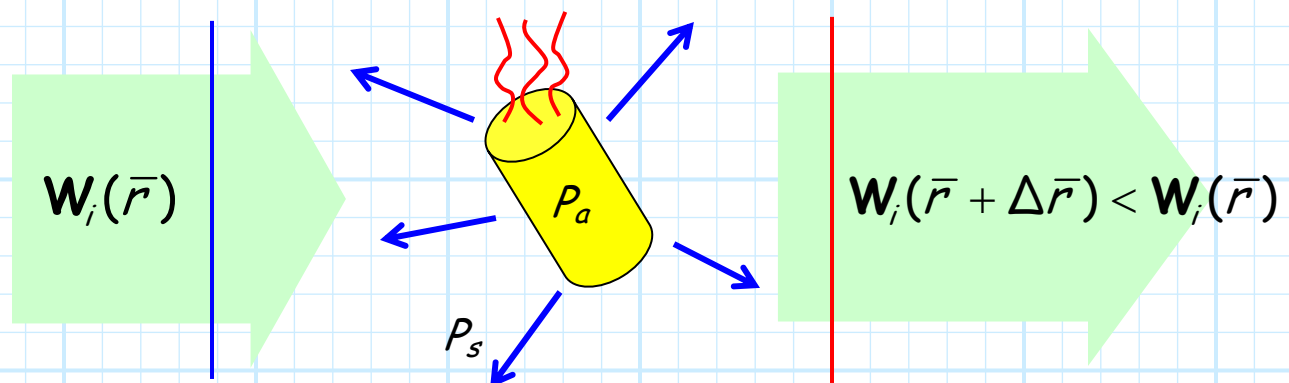
Say a lossy particle is illuminated by a plane wave with power density $W_i(\vec{r})$:



The particle will:

1. **Absorb** energy at a rate P_a Watts.
2. **Scatter** energy (in all directions) at a rate P_s Watts.

Because of conservation of energy, the power density of the incident wave must be diminished after interacting with the particle:



We can therefore define the **absorption cross-section** of this particle as:

$$\sigma_a \doteq \frac{P_a}{|\mathbf{W}_i(\bar{r})|} \quad [m^2]$$

and likewise the **total scattering cross-section** as:

$$\sigma_s \doteq \frac{P_s}{|\mathbf{W}_i(\bar{r})|} \quad [m^2]$$

Note that using these definitions we find that:

$$P_a = \sigma_a |\mathbf{W}_i(\bar{r})| \quad \text{and} \quad P_s = \sigma_s |\mathbf{W}_i(\bar{r})|$$

We can likewise define a particle **extinction cross-section** as:

$$\sigma_e \doteq \frac{P_a + P_s}{|\mathbf{W}_i(\bar{r})|} = \frac{P_a}{|\mathbf{W}_i(\bar{r})|} + \frac{P_s}{|\mathbf{W}_i(\bar{r})|} = \sigma_a + \sigma_s \quad [m^2]$$

The extinction cross-section (as well as σ_a and σ_s), depend on the **physical** properties (size, shape, material, orientation) of the particle, as well as the **frequency** of the incident wave.

Q: *So what is the extinction cross-section of say, a rain drop or a dust particle, or a snow flake?*

A: A difficult question to answer, for **two** reasons:

1. Every rain drop/dust particle/snow flake is **different**, so we can only determine the extinction cross-section of a **typical** (i.e., average) particle.
2. Determining the extinction cross-section of even a typical particle is **extremely** difficult!

Evaluating the extinction cross-section of a particle requires an extremely complicated and difficult **electromagnetic analysis** (the solution must satisfy Maxwell's equations!).

In fact, solutions exist for only the **simplest** of objects; for example, a perfect **sphere**!

Even then, the solution for the extinction cross-section of a simple sphere is quite complex, and is expressed as a **infinite** series solution known as the **Mie Series**:

$$\sigma_e = \sum_{n=1}^{\infty} \sigma_{en} (k_0 a)^{2n} = \sigma_{e1} (k_0 a)^2 + \sigma_{e2} (k_0 a)^4 + \dots$$

where the values σ_{en} are the **coefficients** of the Mie Series, and the value a is the **radius** of the sphere.

Thus, the quantity $k_0 a$ is simply the **electrical radius** of the sphere—the radius of the sphere expressed in radians:

$$k_0 a = \left(\frac{2\pi}{\lambda} \right) a = 2\pi \frac{a}{\lambda}$$

Note $k_0 a$ is **very** much like the value βl we studied in transmission line theory (i.e., the electrical length of a transmission line, expressed in radians).

Q: *Yikes! What good is an **infinite** series solution? Wouldn't this require an **infinite** number of calculations?*

A: To get an **exact** answer yes. But we can **truncate** the infinite series (making it finite) and still get a very accurate (albeit imperfect) **approximation**. For **example**, if we retained the first three terms:

$$\sigma_e \approx \sigma_{e1} (k_0 a)^2 + \sigma_{e2} (k_0 a)^4 + \sigma_{e3} (k_0 a)^6$$

Q: *But how many terms **should** we retain? How do we know **when** to truncate the series?*

A: Note that as the sphere gets electrically **small** (i.e., $k_0 a \ll 1$) the higher order terms (e.g., $(k_0 a)^4$ or $(k_0 a)^{12}$) get **really** small, and thus can be ignored.

Conversely then, as the electrical size of the sphere increases, more and more terms of the Mie Series will become **significant**.

Q: *So how does all this help us determine the extinction cross-section of a **non-spherical** particle such as raindrop or dust particle?*

A: Note that your average raindrop has a diameter of a **few millimeters**, whereas the wavelength of a propagating wave at, say, 3.0 GHz is 100 mm.

Thus, your average hydrometer is **electrically small** (i.e., $k_0 a \ll 1$) in the RF/Microwave region of the electromagnetic spectrum.

From the standpoint of the Mie Series, this means that only a **few** terms will be significant. We find for this special case that the Mie Series provides us with a **relatively simple** answer:

$$\begin{aligned}\sigma_e &\approx (k_0 a)^4 A_p \frac{8}{3} \left(\frac{\epsilon_r - 1}{\epsilon_r + 2} \right) \\ &= \left(\frac{\omega}{c} a \right)^4 A_p \frac{8}{3} \left(\frac{\epsilon_r - 1}{\epsilon_r + 2} \right) \quad \text{for } k_0 a \ll 1\end{aligned}$$

where ϵ_r describes the material of the sphere, and A_p is its **physical cross-section**:

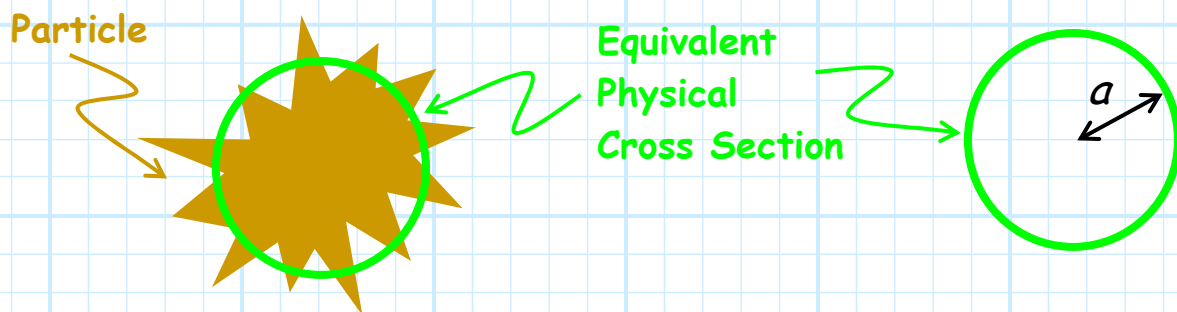
$$A_p = \pi a^2$$

This result is a quite famous one, known as the **Rayleigh solution**.

Q: *Terrific. But again, how does the solution for a **perfect sphere** help us determine the extinction cross-section of **non-spherical particles** such as raindrops or snowflakes!?!*


A: It turns out the Rayleigh solution for a **sphere** is a good **approximation** for electrically small **non-spherical** particles as well!

We can define an **equivalent** physical cross-section A_p and thus an equivalent radius a for any non-spherical particle.

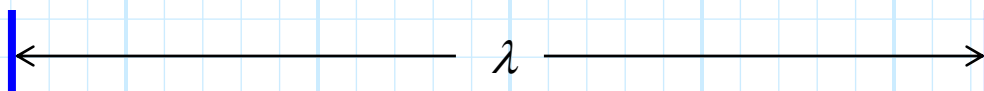


Inserting these **equivalent** values into the Rayleigh solution for spherical particles provides an "acceptably" **accurate** value of the particle extinction cross-section—provided of course that the non-spherical particle is **electrically small**!

In fact, all electrically small particles are known as **Rayleigh Scatterers**.



Dad-gum
Rayleigh
Scatterers!



Of course, what makes a particle electrically small is not just its physical size, but instead its physical size with respect to a wavelength. Thus, the **frequency** of the propagating wave makes a **BIG** difference!

We can see this in the **Rayleigh solution** of extinction cross-section:

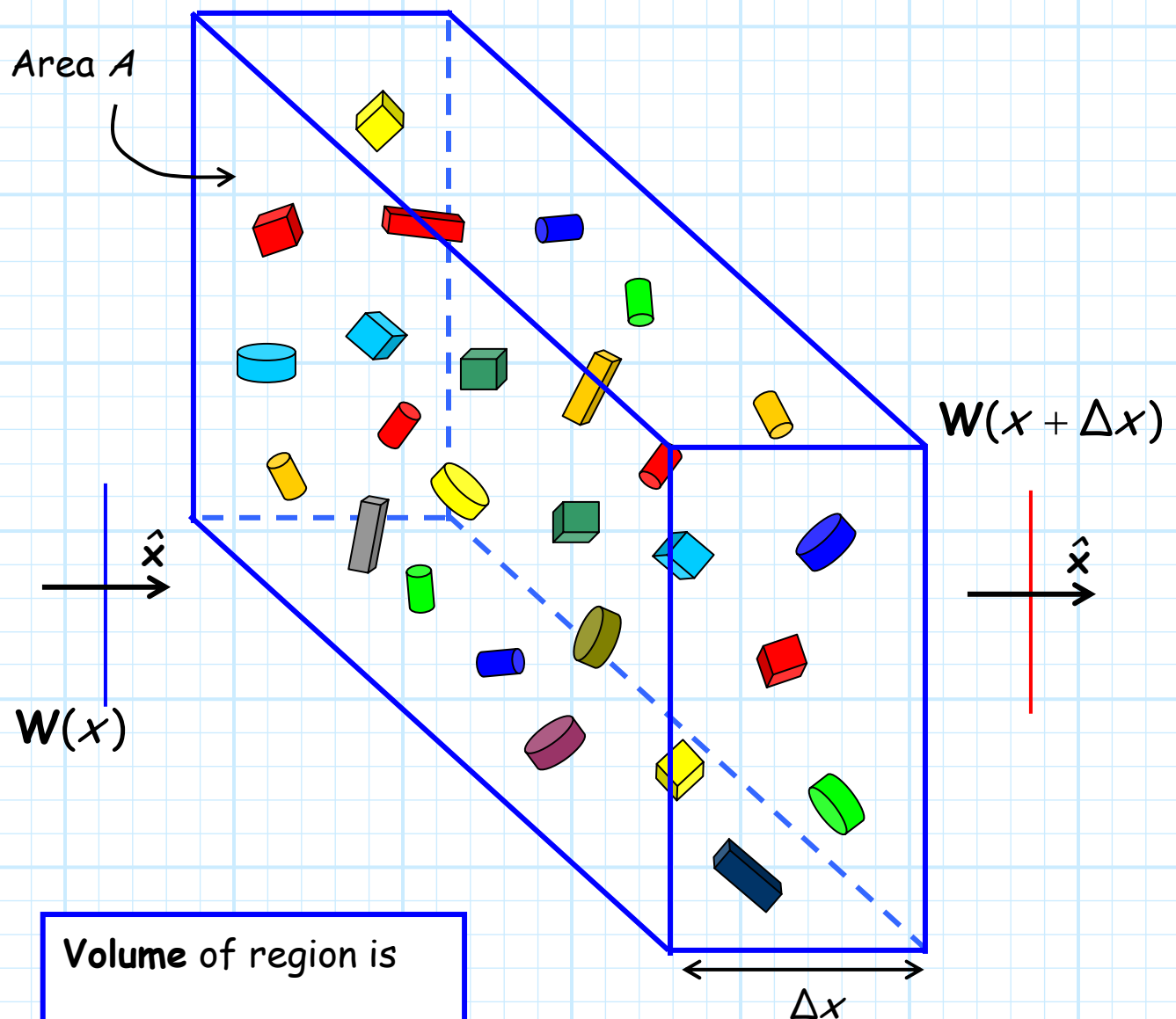
$$\sigma_e \approx \left(\frac{\omega}{c} a\right)^4 A_p \frac{8}{3} \left(\frac{\epsilon_r - 1}{\epsilon_r + 2}\right) \quad \text{for } k_0 a \ll 1$$

Note that the extinction cross-section is proportional to ω^4 . Thus, if we **double** the frequency of the propagating wave, the extinction cross-section will increase **8 times** (providing the particle is still electrically small)!

We will find that this make propagating through rain or fog exceeding **difficult** at **high frequencies**!

Extinction Due to Hydrometeors

Consider a plane wave that propagates a distance Δx through a thin volume with cross-sectional area A .



Volume of region is

$$V = A \Delta x$$

Say that this volume is filled with N particles. The **particle density** n_o is therefore defined as:

$$n_o \doteq \frac{N}{V} = \frac{N}{A \Delta x} \quad \left[\frac{\text{particles}}{m^3} \right]$$

Now, we know that energy is flowing into the **front** of this volume at a rate of:

$$P_{in} = |\mathbf{W}(x)| A \quad [W]$$

while the power of the plane wave **exiting** the back of the volume is:

$$P_{out} = |\mathbf{W}(x + \Delta x)| A \quad [W]$$

Of course, the particles within the volume will **extract power** from this plane wave (due to absorption and scattering).

Thus, the power lost due to **extinction** can be written as:

$$\begin{aligned} \Delta P &= P_{out} - P_{in} \\ &= |\mathbf{W}(x + \Delta x)| A - |\mathbf{W}(x)| A \\ &= \Delta |\mathbf{W}| A \end{aligned}$$

Where $\Delta |\mathbf{W}| \doteq |\mathbf{W}(x + \Delta x)| - |\mathbf{W}(x)|$.

Note since $P_{out} < P_{in}$, both ΔP and $\Delta |\mathbf{W}|$ will be **negative** values (i.e., the power **decreases** as it passes through the volume).

Q: *What happened to the missing energy?*

A: The particles within the volume **extract** this energy by absorbing or scattering the incident plane wave. If P_{en} is the rate at which energy is extracted by the n -th particle, then the **total** rate of energy extinction by the entire collection is:

$$\begin{aligned} P_e &= \sum_{n=1}^N P_{en} \\ &= \sum_{n=1}^N \sigma_{en} |\mathbf{W}(x)| \end{aligned}$$

By **conservation of energy**, we can conclude that:

$$P_e = P_{in} - P_{out} = -\Delta P$$

And therefore:

$$\begin{aligned} \Delta P &= -P_e \\ &= -\sum_{n=1}^N \sigma_{en} |\mathbf{W}(x)| \end{aligned}$$

Q: *Yikes! How are we supposed to know σ_e for each and every one of the N particles?*

A: Look closer at the equation! We don't need to all the values σ_{en} --we simply need to know the **sum** of all the values

(i.e., $\sum_{n=1}^N \sigma_{en}$)!

To determine this sum, we just need to know the **average** value of the extinction cross-sections ($\bar{\sigma}_e$), defined as:

$$\bar{\sigma}_e \doteq \frac{1}{N} \sum_{n=1}^N \sigma_{en}$$

Therefore:

$$\begin{aligned} \Delta P &= - \sum_{n=1}^N \sigma_{en} |\mathbf{W}(x)| \\ &= - |\mathbf{W}(x)| \sum_{n=1}^N \sigma_{en} \\ &= - |\mathbf{W}(x)| (N \bar{\sigma}_e) \\ &= -N |\mathbf{W}(x)| \bar{\sigma}_e \end{aligned}$$

Recall, however, that:

$$N = n_o V = n_o A \Delta x$$

Therefore:

$$\begin{aligned} \Delta P &= -N |\mathbf{W}(x)| \bar{\sigma}_e \\ &= -n_o A |\mathbf{W}(x)| \bar{\sigma}_e \Delta x \end{aligned}$$

and thus:

$$\Delta |\mathbf{W}| = \frac{\Delta P}{A} = -n_o |\mathbf{W}(x)| \bar{\sigma}_e \Delta x$$

Finally (whew!) we can say:

$$\frac{\Delta |\mathbf{W}|}{\Delta x} = -n_o |\mathbf{W}(x)| \bar{\sigma}_e$$

And taking the limit as $\Delta x \rightarrow 0$, we have determined the following **differential equation**:

$$\lim_{\Delta x \rightarrow 0} \frac{\Delta |W|}{\Delta x} = \frac{d|W(x)|}{dx} = -(n_o \bar{\sigma}_e) |W(x)|$$

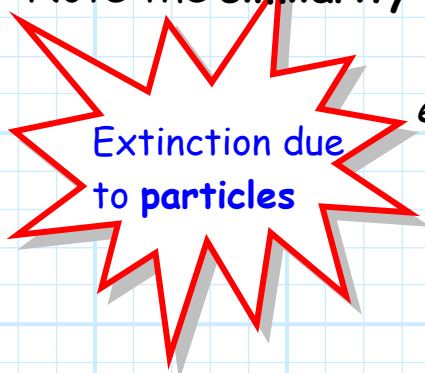
This differential equation is **easily solved**:

$$|W(x)| = |W(x=0)| e^{-(n_o \bar{\sigma}_e)x}$$

And thus:

$$W(x) = |W(x=0)| e^{-(n_o \bar{\sigma}_e)x} \hat{x}$$

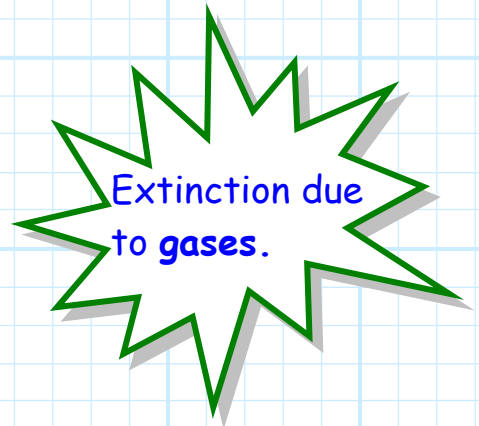
Note the **similarity** of the function



$$e^{-(n_o \bar{\sigma}_e)x}$$

with

$$e^{-k_e x}$$



It is apparent that the extinction due to atmospheric particles has **precisely** the same form as the extinction due to atmospheric gases!

In fact, we find that the **extinction coefficient** for atmospheric particles (such as hydrometeors) is:

$$\kappa_e \doteq n_o \bar{\sigma}_e$$

As a result, we can describe the power density of a plane wave propagating in the atmosphere as:

$$\mathbf{W}(\vec{r}) = U(\theta, \phi) \frac{e^{-\kappa_e r}}{r^2} \hat{\mathbf{r}}$$

Where the extinction coefficient κ_e is due to gasses, particles, or **both**!

Now, consider the (likely) situation where the atmospheric particles are **Rayleigh scatterers**. Since the extinction coefficient is **proportional** the average particle extinction cross-section:

$$\kappa_e \propto \bar{\sigma}_e$$

And since the extinction cross-section of a Rayleigh scatterer is **proportional** to frequency as:

$$\bar{\sigma}_e \propto f^4$$

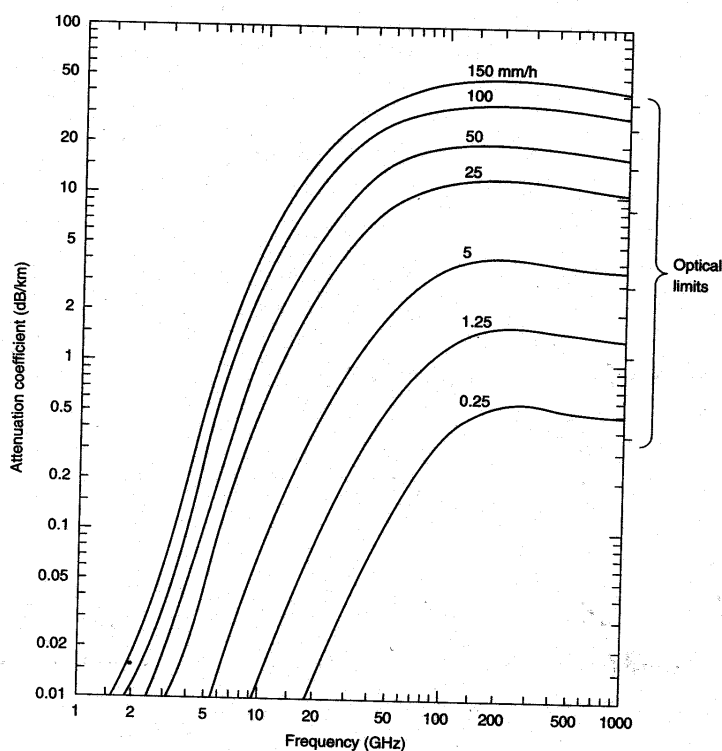
We can likewise conclude that the **extinction coefficient** is proportional to **frequency** as:

$$\kappa_e \propto f^4$$

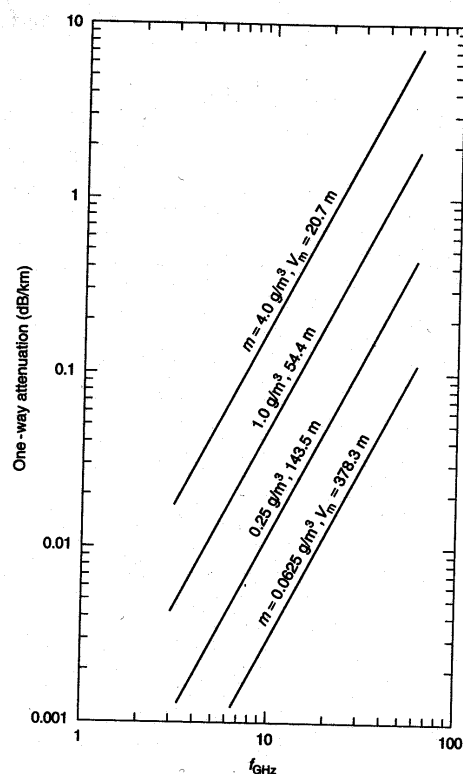
Thus, the extinction coefficient of a volume of Rayleigh Scatterers is proportional to the **forth power** of the wave frequency. If we **double** the frequency, we increase the extinction coefficient **8 times!**

This is unfathomably **significant**, as we know that the power density of a propagating wave is **exponentially** related to the extinction coefficient (i.e., $|W| \propto e^{-K_e r}$).

We find that as signal frequency increases, it rapidly becomes **nearly impossible** to propagate through an **average rainstorm!**



Extinction Coefficient as a function of frequency for various rainfall rates



Extinction Coefficient as a function of frequency for various densities of fog/clouds

For **example**, using the charts above, the extinction coefficient for an atmosphere containing **rain** falling at a rate of 1.0 inches/hour (i.e., 25 mm/hour), is approximately:

0.01 dB/km at 3.0 GHz

0.08 dB/km at 6.0 GHz

0.60 dB/km at 12.0 GHz

3.5 dB/km at 24.0 GHz

8.0 dB/km at 48.0 GHz

Thus, if this rainstorm extends over **10 km**, there will be an additional wave attenuation of:


0.1 dB at 3.0 GHz

0.8 dB at 6.0 GHz

6.0 dB at 12.0 GHz

35 dB at 24.0 GHz

80 dB at 48.0 GHz



Note the **big** difference between 3.0 GHz and 48.0 GHz!

Q: *I notice the effect of **Rayleigh Scattering** when the frequency is **low**. When we **double** the frequency from 3.0 to 6.0 GHz, the extinction increases **8 times** from 0.01 dB/km to 0.08 dB/km.*

*Again, when we go from 6.0 GHz to 12.0 GHz, the extinction increases approximately **8 times** to 6 dB/km. **But**, when we increase the frequency to 24.0 GHz and then to 48.0 GHz, this " f^4 " Rayleigh Scattering effect seems to **disappear**—the extinction does **not** increase 8 times?!*

A: Remember, as the wave frequency increases, the **electrical size** of the raindrops also increase. If the frequency becomes too high, then the particles will **no longer** be electrically **small** (i.e., $k_0 \ll 1$ is **not** true).

As a result, **other** terms in the Mie Series become significant, and the extinction **no longer** increases as f^4 .

In fact, the extinction coefficient eventually "**plateaus**" as frequency is increased—the Mie Series has **converged**!